

# Architects' Earnings. How do you compare?



*A Briefing Document on the latest research published by The Fees Bureau and distributed to members of the RIBA.*

2009 Earnings Survey shows architects' earnings are up by 7 per cent between 2008 and 2009, despite a rise in unemployment to 4 per cent.


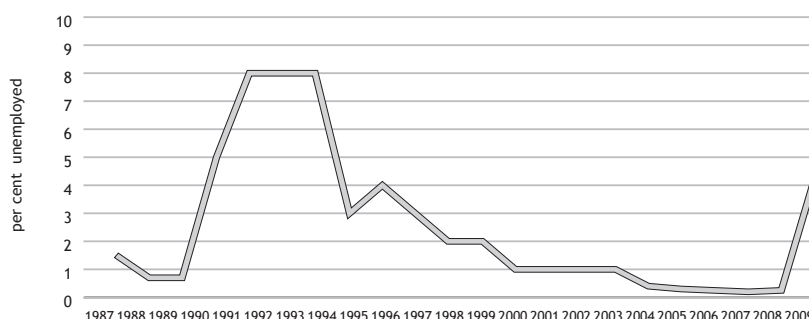
**This year's Architects' Earnings Survey shows:**

- the highest earning group are Private in-house architects. Their average salary is **£60,599**. Unusually, they are ahead of Principals in Partnership (Partners and Directors of practices excluding Sole Principals). Their average earnings are **£55,000**. The earnings of Sole Principals average **£40,000**. But the recession is affecting Principals: the earnings of Partners & Directors is unchanged from last year (and the number earning over £75,000 has fallen) while Sole Principals' earnings have fallen by a significant 11 per cent. This year, Sole Principals earn less than salaried architects in private practice.
- average earnings for architects overall are **£45,000**. This is **7 per cent higher** than average earnings in 2008 and compares with consumer prices inflation at 2 per cent.
- salaried architects employed in private practice report a 6 per cent rise. This is - like last year - a larger rise than that reported by Partners & Directors in private practice.

The 2009 Earnings Survey is based on data collected from nearly 2,500 individual architects across all regions of the UK and all types and sizes of organisation. The full report shows you how long-term trends in both earnings and employment have been developing over the years. This year's data refers to 1st April 2009.

**Architects Earnings** is one of five titles published by The Fees Bureau specially for architects. Other reports cover **fees, performance** and **markets**. More details are on our website, but see the back page of this pdf for a very special offer on all titles exclusively for RIBA members.

**Unemployment amongst architects has increased from ¼ of a per cent last year to 4 per cent this. The level of unemployment had been running at near zero-levels for the previous five years.**



## Architects Earnings

The full report from The Fees Bureau is published 01 August 2009. 43 pages, the data is comprehensive and is displayed in 28 tables and 47 charts. Trend data from 1987. Includes full results from earnings surveys conducted amongst architects in April 2009. Price £195 - see page 5 for special offer to RIBA members.

Also available  
from The Fees Bureau:

## Architects Fees

Vital data to help setting fees - hourly charge-out rates, detailed fees data for over 40 market sectors.

## Architects Fees - Minor Works

Focuses exclusively on jobs worth up to £200,000.

## Architects Performance

Benchmarking data - fee incomes, costs and profits, staffing numbers, financial data 'per head'.

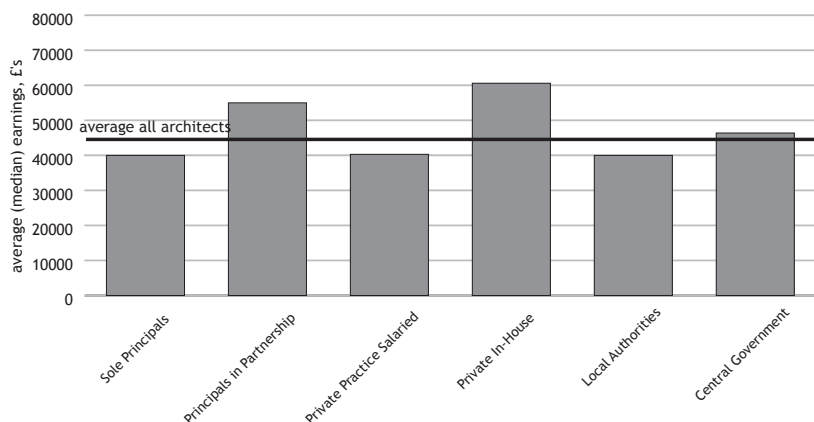
## Architects Markets

Workloads examined by sector, type of work, region, practice size. Essential business planning data.

*All titles available at special prices for RIBA members - see page 5.*



# Earnings by field of employment

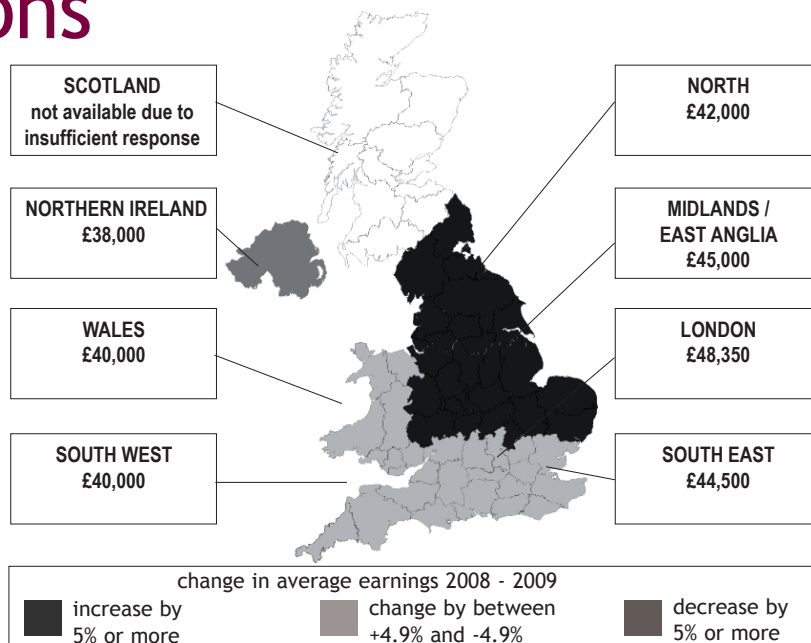


- above average earnings are recorded by Principals in Partnership, Private In-House architects, and architects in Central Government
- largest range in earnings is experienced by Private in-house architects. Earnings of Private Practice Salaried and Public Sector architects all up by more than inflation
- Sole Principals' earnings are down by 11 per cent. No change in earnings of Partners and Directors

Field of Employment (£)	Lower Quartile	Median	Upper Quartile
Sole Principals	29358	40000	60000
Principals in Partnership	40000	55000	75000
ALL PRINCIPALS	35000	50000	75000
Private Practice Salaried	35000	40300	48000
Private In-House	47625	60599	84750
Local Authorities	35000	40000	46000
Central Government	38725	46389	55700
TOTAL	35000	45000	60000

## Regional variations

- architects in London record highest earnings. London salaried architects in private practice earn 12 per cent more than the UK average for all Private Practice Salaried (the differential was 8 per cent last year)
- largest increases in average earnings between 2008 and 2009 are recorded by architects in the Midlands / East Anglia and the North. Largest fall in Northern Ireland, but small sample size here

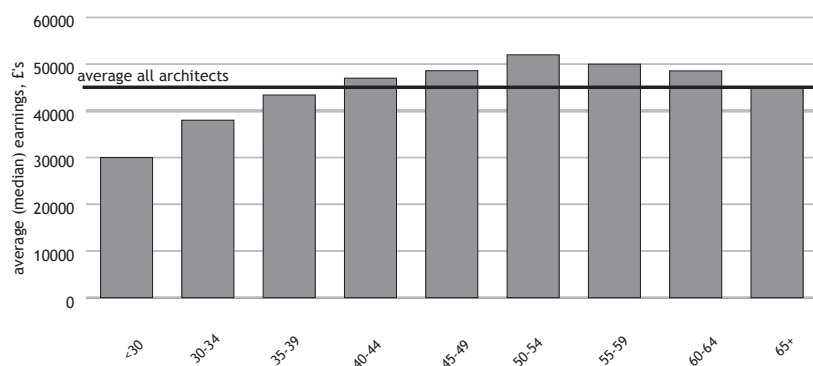


Field of Employment (£)	North	Mids & EAng	South East	Greater London	SW & Wales	Northern Ireland*	Scotland
Private Practice							
Sole Principals	45000	45000	40000	45000	34500	40000*	n/a
Principals in Partnership	56000	57250	55000	60000	45000	49500	n/a
Salaried	39000	38880	40000	45000	38000	33500	n/a
Private In-House	51500*	60000*	63000	80000	52000*	n/a	n/a
Local Authorities	40330*	39850*	40000*	47157*	35500*	n/a	n/a
Central Government	40000*	46278*	46200*	50500	46250*	39500*	n/a
TOTAL	42000	45000	44500	48350	40000	38000	n/a

\* the size of this sub-sample is small; results should be considered with caution



# Earnings and Age



- architects' earnings increase in line with age, peaking at £52,000 for architects aged 50-54

- salaried architects in private practice peak earnings are achieved at age 55-59; principals in partnership peak twice, at ages 40-44 and 50-54

Field of Employment (£)	Age								
	<30	30-34	35-39	40-44	45-49	50-54	55-59	60-64	65+*
Private Practice									
Sole Principals	n/a	n/a	45000	33500*	45000	49903	40000	40500	35825
Principals in Partnership	n/a	36500	50400	60000	55000	60000	58500	55000	45000
Salaried	30000	38000	42000	45000	44000	45250	46750	45000	n/a
Private In-House	n/a	42500*	n/a	n/a	61197	60000	55000	n/a	n/a
Local Authorities	n/a	37539	n/a	n/a	39287*	41050*	41352*	45000*	n/a
Central Government*	n/a	40000	49600	n/a	48000	61000	44600	44389	n/a
TOTAL	30000	38000	43400	47000	48600	52000	50000	48560	45000

\* the size of this sub-sample is small; results should be considered with caution

# Earnings in Private Practice

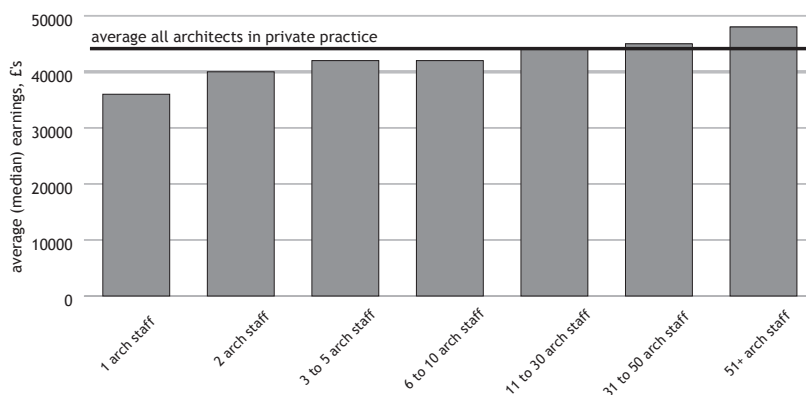
No. of Architectural Staff (£)	Sole Principals	Principals in Partnership	Priv Practice Salaried	ALL PRIVATE PRACTICE
1	36000	n/a	n/a	36000
2	45000	40000	33500*	40000
3-5	57500	43000	38000	42000
6-10	52000*	51500	38000	42000
11-30	n/a	60000	40000	44000
31-50	n/a	70000	42000	45000
51+	n/a	81000	44289	48000

\* the size of this sub-sample is small; results should be considered with caution

- private practice accounts for 85 per cent of the profession

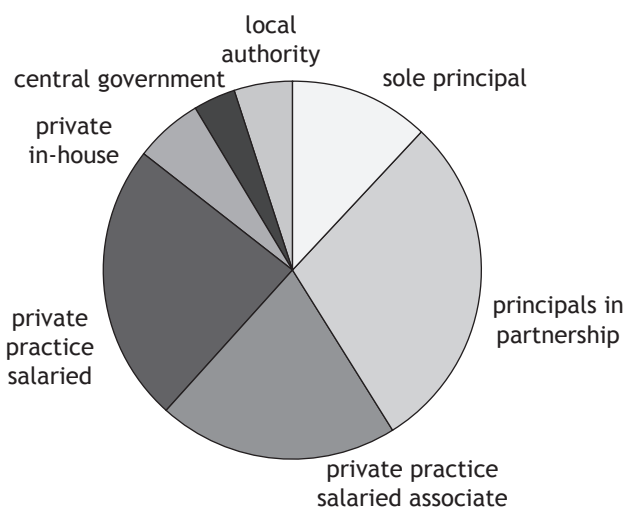
- average earnings rise in line with practice size. Principals in Partnership in a practice of over 50 architectural staff earn, on average, more than one and a half times (£81,000) the earnings of a Principal in a Partnership with between 6 and 10 staff (£51,500)

- the differential is far smaller for salaried architects, at just 17 per cent between small practices (3 to 5) and large practices (over 50 staff)



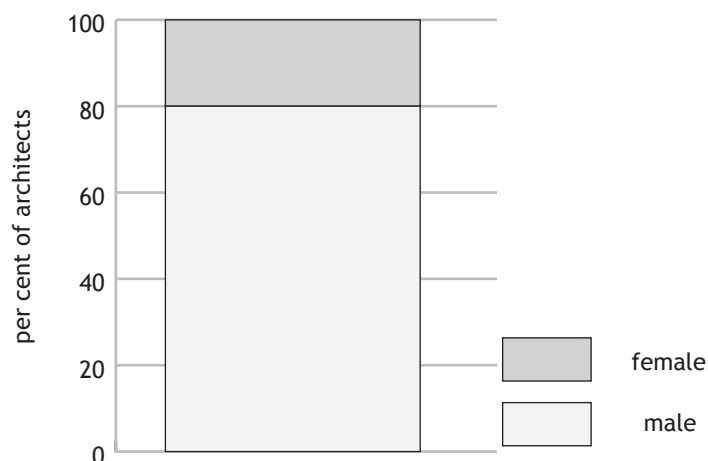
# Profile of the Profession

## Architects by field of employment



- private practice dominates the profession. 44 per cent are Private Practice Salaried architects (including Associates); 29 per cent are Principals in Partnership and 12 per cent are Sole Principals
- public sector accounts for 9 per cent of the profession; 6 per cent work as in-house architects in private commercial companies

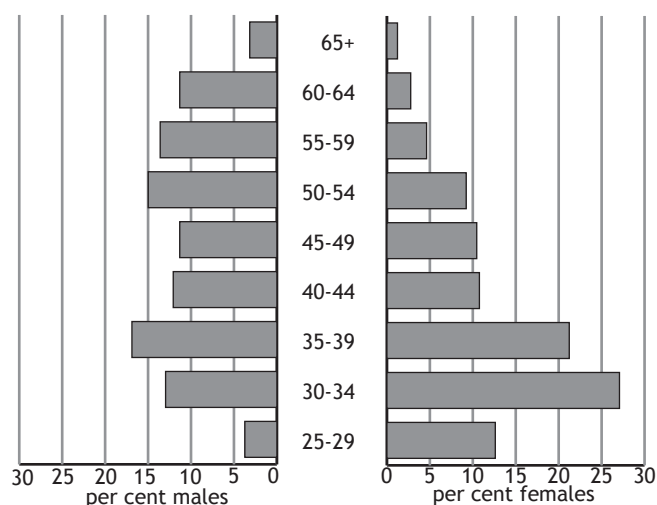
## Male / female split



- 20 per cent of the profession is female
- 11 per cent of architects work part-time; the proportion is higher for women architects (24 per cent) than male (8 per cent)

## Age distribution of full-time Architects

- 38 per cent of architects are aged under 40; 23 per cent are in their forties; 39 per cent are aged over 50
- age profile of Principals is weighted towards the over 45's; by contrast the majority of salaried architects in private practice are aged under 45



The data reproduced in this briefing note has been specially produced for members of the RIBA. All data is sourced from the 2009/10 edition of **Architects Earnings** and is copyright © The Fees Bureau/Mirza & Nacey Research Ltd. No extract or quotation may be reproduced without the prior consent of Mirza & Nacey Research Ltd. **Architects Earnings**™ and **The Fees Bureau**™ are trademarks of Mirza & Nacey Research Ltd.

**Architects Earnings** is one of five surveys for architects available from The Fees Bureau. Other 2009 titles include *Architects Fees*, *Architects Performance* and *Architects Markets*: see back page for a special offer on all new reports exclusive to RIBA members.


More details on all 2009/10 editions are available at [www.feesbureau.co.uk](http://www.feesbureau.co.uk) or by telephoning 01243 551302

# Get 25 per cent off one report; 30 per cent off for two or more Special offer for RIBA members.



We are offering members of the RIBA a very special and exclusive deal; save a full 25 per cent off the cover price of any report including the new *Architects Earnings*. And if you buy any two reports we'll knock as much as 30 per cent off the cover price. Offer ends 31.10.09

**Architectural Earnings  
2009/10 Edition**



Published Aug 2009  
Cover price: £195

RIBA member price:  
save 25%, pay £146  
save 30% for two or  
more titles, pay £136

**Architects Performance  
2009 Edition**



Published Oct 2008  
Cover price: £155

RIBA member price:  
save 25%, pay £116  
save 30% for two or  
more titles, pay £108


**Architects Fees 2009 Edition**



Published Oct 2008  
Cover price: £195

RIBA member price:  
save 25%, pay £146  
save 30% for two or  
more titles, pay £136


**Architects Fees Minor Works  
2009 Edition**



Published Oct 2008  
Cover price: £95

RIBA member price:  
save 25%, pay £71  
save 30% for two or  
more titles, pay £66

**Architects Markets  
2008 Edition**



Published Jan 2008  
Cover price: £195

RIBA member price:  
save 25%, pay £146  
save 30% for two or  
more titles, pay £136

**also available with discounts:**

**Engineers Fees  
2009 Edition** Cover price: £195

**M&E Services Engineers Fees  
2009 Edition** Cover price: £95

**Engineers Performance  
2009 Edition** Cover price: £155

**Quantity Surveyors Fees  
2009 Edition** Cover price: £195

I would like to order the reports ticked above. I am a member of the RIBA and qualify for the discount. As a member, I will pay 25 per cent less for one report or 30 per cent less if I buy two or more reports.

Please make cheques payable to **Mirza & Nacey Research Ltd**. All reports are mailed POSTAGE FREE. If outside the UK, payment must be made in advance. Please send a cheque with your order.

Signature: \_\_\_\_\_ Date: \_\_\_\_\_

Name: \_\_\_\_\_

Position: \_\_\_\_\_

Organisation: \_\_\_\_\_

Address: \_\_\_\_\_

\_\_\_\_\_

\_\_\_\_\_

Postcode: \_\_\_\_\_

Telephone: \_\_\_\_\_

e-mail: \_\_\_\_\_

## How to order:

Post: The Fees Bureau, Mirza & Nacey Research Ltd,  
Southdown House, Ford, Arundel, West Sussex BN18 0DE  
Phone: 01243 551302 Fax: 01243 555302  
e-mail: info@feesbureau.co.uk  
For more details about these titles visit [www.feesbureau.co.uk](http://www.feesbureau.co.uk)